CF 3 S
CF 3 S PLUS

COMPACT ROTARY RIGS

TESCAR®
COMPACT DRILLING EQUIPMENT

Innovative features

Compact dimensions



Versatile working setup

Flexibility at work

Simplicity of use

Low ground pressure

Best in class for low headroom jobsites

TESCAR®
COMPACT DRILLING EQUIPMENT

EQUIPAGGIAMENTO STANDARD
STANDARD EQUIPEMENT

CF 3 S/CF 3 S PLUS

Motore diesel conforme alle norme EU Stage V / US EPA Tier 4 Final	EU Stage V / US EPA Tier 4 Final compliant diesel engine
Dispositivo di bordo TSP (Potenziometro di coppia/velocità)	TSP device (Torque/Speed Potentiometer)
Profondimetro elettronico con display digitale	Depth measurement device with on-board screen
Controllo automatico della cilindrata dei motori rotary	Automatic control of the rotary motors displacement
Sistema di “contraccolpo rotary” per scarico rapido dell’utensile	Rotary knockback system for quick tool discharge
Argano principale e ausiliario a discesa controllata	Main and auxilairy winch controlled descent type
Interruttore fine-corsa sulla fune principale	Hoist limit switch on main rope
Raccordi a innesto rapido	Quick-release hydraulic couplers
Testina girevole sulla fune principale	Swivel head on main rope
Punto di aggancio per la fune ausiliaria	Aux rope hooking point
Sottocarro in acciaio ad alta resitenza	Heavy duty steel undercarriage
Occhielli di ancoraggio per trasporto	Transport security lugs on crawler units
Sistema di lluminazione di bordo	On board lighting set
Cassetta attrezzi a bordo	On board tool box
Cabina conforme alla norma ROPS con ottima visibilità, sedile ergonomico regolabile, joystick di controllo, spie acustiche e luminose.	ROPS compliant cab with optimum visibility, adjustable ergonomic seat, joystick controls, acoustic and optic warning
Griglia di protezione sopra-cabina conforme alle norme FOPS Livello 1	FOPS Level 1 compliant top-cab protective grid
Sistema di riscaldamento e aria condizionata in cabina	Heat and air conditioning system
Dispositivo per l’allineamento verticale del mast con schermo a bordo	Mast verticality device with on-board screen
Schermo digitale per il controllo dei parametri del motore	Digital screen for engine parameters control
Impianto Radio con lettore MP3 e porta USB	Radio with MP3 player and USB plug
Pulsante d’arresto d’emergenza a bordo	On-board emergency stop button
Pulsante d’arresto d’emergenza esterno per operatore a terra	External emergency stop button for ground operator
Dispositivi fine-corsa sul falchetto, sul mast e sul deporté	Limit switches on the cathead, on the mast and on the kingpost

EQUIPAGGIAMENTO OPZIONALE
OPTIONAL EQUIPEMENT

Falchetto diagonale	Diagonal cathead
Cerniera per ribaltamento laterale del falchetto	Hinge for lateral tilting of the chathead
Dispositivo per l’allineamento verticale del mast con schermo a bordo	Mast verticality device with onboard screen
Allineamento verticale automatico della torre	Automatic vertical mast alignment
Flangia “battibacket” sotto la rotary	Beating flange for bucket opening
Flangia sotto rotary per testa giracamicie	Rotary flange for casing pipes driving
Giunto cardanico per la rotary	Cardonic joint for rotary
Controslitta torre	Mast counterslide
Griglia di protezione fronte-cabina conforme alle norme FOPS Livello 2	FOPS Level 2 compliant front-cab protective grid
Dispositivo elettronico di bordo per il controllo e la gestione dei parametri della macchina nelle varie condizioni di utilizzo e per l’eventuale risoluzione dei problemi. (*)	Electronic on-board device for the control and management of the machine parameters in the various conditions of use and for the eventual troubleshooting.

(*) Compatibile con i requisiti tecnici richiesti dal Piano Nazionale ‘INDUSTRIA 4.0’ per l’acquisto di beni strumentali con Credito d’Imposta

SCHEDA TECNICA — BASE CARRO
DATA SHEET — BASE CARRIER

CF 3 S/CF 3 S PLUS

Carro base	*Base Carrier*	
Tipo	*Type*	9 t / 19800 lbs
Motore diesel	*Diesel engine*	
Normativa emissioni	*Exhaust emission standard*	EU Stage5 – US EPA Tier4 Final
Potenza a 2100 rpm	*Rated power @ 2100 rpm*	53,7 kW – 73,0 HP
Capacità serbatoio carburante	*Fuel tank capacity*	105 l – 28 gal
Livello di pressione sonora in cabina	*Sound pressure level in cabin*	72 dB(A)
Livello di potenza sonora	*Sound power level*	102 dB(A)

Impianto idraulico	*Hydraulic System*	
Portata pompe principali	*Main pumps flow rate*	1x 185 l/min – 1x 49 gpm
Portata pompa secondaria	*Auxiliary pump flow rate*	20 l/min – 5,3 gpm
Pressione di lavoro	*Working hydraulic pressure*	280 bar – 4061 psi
Massima pressione	*Max hydraulic pressure*	300 bar – 4351 psi
Capacità serbatoio olio idraulico	*Hydraulic oil tank capacity*	90,0 l – 23,8 gal

Sottocarro	*Undercarriage*	
Larghezza	*Width*	2320 mm – 90,5 in
Lunghezza cingoli	*Overall tracks length*	2880 mm – 112,3 in
Larghezza pattini in gomma	*Width of rubber track shoes*	450 mm – 17,6 in
Velocità di traslazione	*Travel speed*	5,1 Km/h – 3,2 mph
Forza di trazione	*Traction force*	79,6 kN – 17541 lbs

Scala 1:75

KDM
AARSLEFF
CF3 S
AARSLEFF
KDM

SCHEDA TECNICA — KIT DI PERFORAZIONE
DATA SHEET — DRILLING KIT

CF 3 S

Rotary ø323mm/ø419mm – 1 motore	*Rotary head ø323mm/ø419mm – 1 motor*	
Coppia max nominale	*Max nominal torque*	35 kNm – 25815 ft lbs
Velocità max di perforazione	*Max drilling speed*	0 – 60 rpm
Velocità di scarico	*Spin-off speed*	60,0 rpm
Argano Principale	*Main winch*	
Tiro sul 1° strato	*Line pull on 1st layer*	48 kN – 10790 lbs
Velocità max	*Max line speed*	152 m/min – 496 ft/min
Diametro della fune	*Rope diameter*	16 mm – 0,62 in
Argano Ausiliario	*Auxiliary winch*	
Tiro sul 1° strato	*Line pull on 1st layer*	10 kN – 2248 lbs
Velocità max	*Max line speed*	33 m/min – 108 ft/min
Diametro della fune	*Rope diameter*	8 mm – 0,31 in
Martinetto Pull Down	*Crowd Ram System*	
Forza di estrazione	*Extraction force*	115 kN – 25852 lbs
Forza di spinta	*Crowd force*	130 kN – 29224 lbs
Corsa	*Stroke*	700 mm – 28 in

TORQUE – SPEED

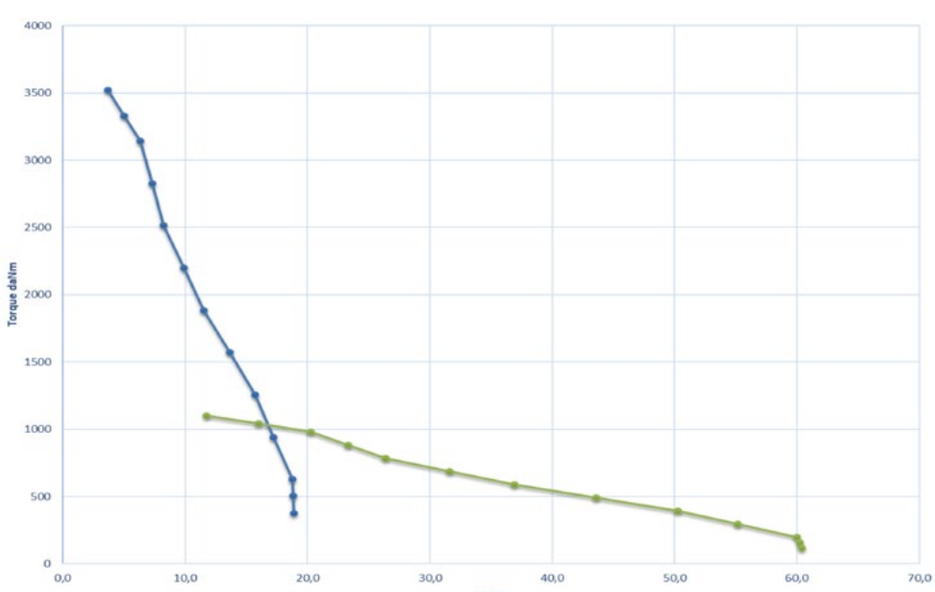

MODALITÀ DI TRASPORTO
TRANSPORT MODE

CF 3 S

Dimensioni per il trasporto	*Transport dimensions*	
Altezza	*Height*	3140 mm – 10,3 ft
Altezza (senza falchetto)	*Height (without cathead)*	2882 mm – 9,4 ft
Lunghezza	*Length*	5000 mm – 16,4 ft
Larghezza	*Width*	2320 mm – 7,6 ft
Peso (senza kelly bar)	*Weight (without kelly bar)*	11500 kg – 25353 lbs
La CF3S può essere stivata in un container Open Top da 20”	*The CF3S can be stowed into a 20” Open Top container*	



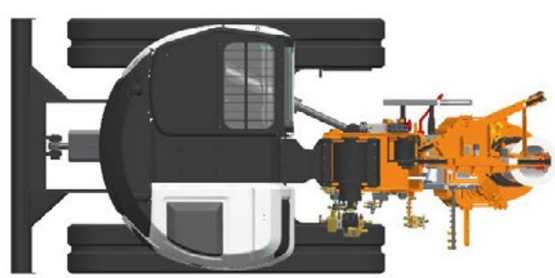

DETTAGLI TECNICI KELLY BARS
KELLY BARS TECHNICAL DETAILS

CF 3 S

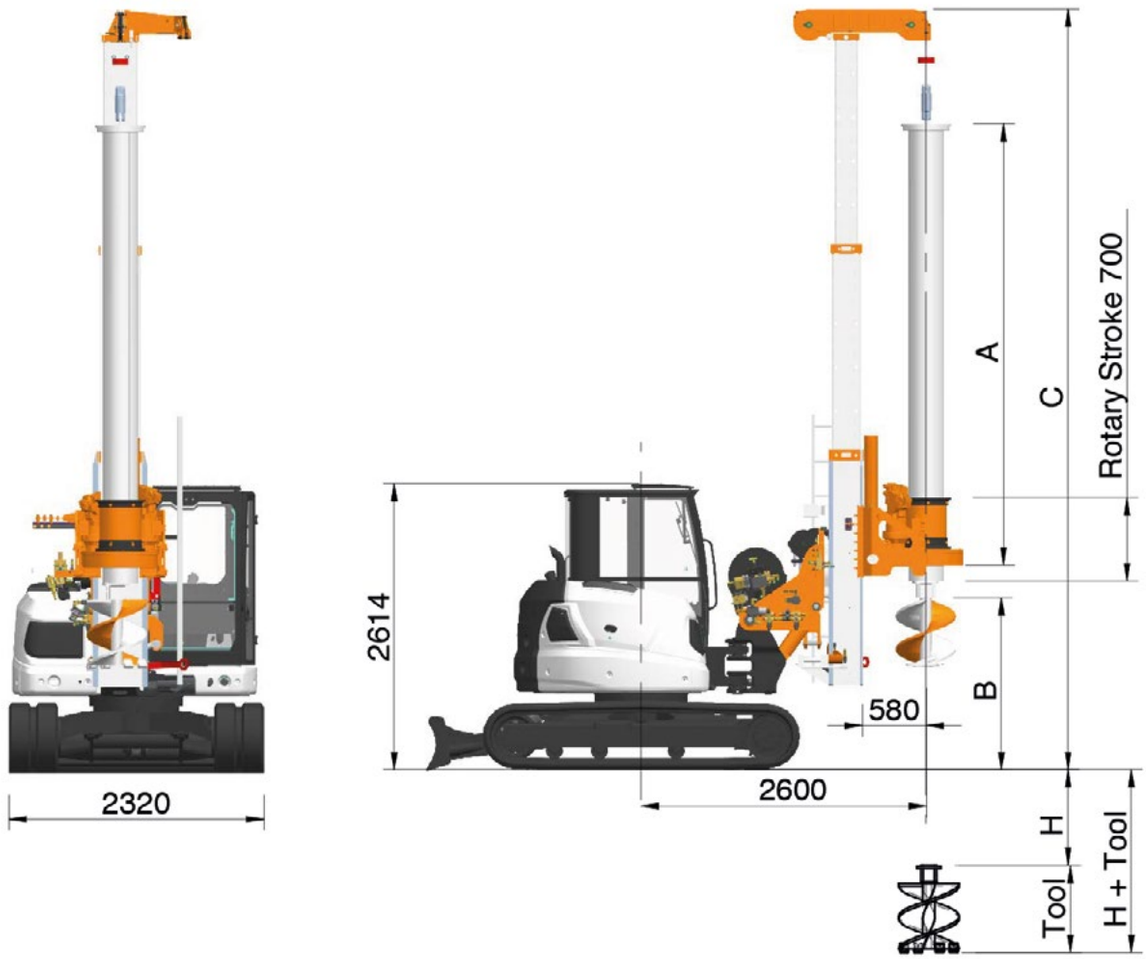

BL	Dimensioni delle Aste *Kelly Dimensions*	Profondità *Depth*	Peso *Weight*	CRS System	CRS System LH	CRS System Super LH	Minimum working height CRS System
	A	H[2]		B	B	B	C
	n° elem x m	m – ft	ton				
6/7 Elementi	7 x 1,5	6,5 – 20,8	0,6	1,65	0,9[1]		3,28[1]
6/7 *Elements*	7 x 1,9	9,2 – 29,44	0,75	1,35	0,9[1]		3,96[1]
	6 x 3,05	14 – 44,8	1,61	1,65	0,9[1]		5,07[1]
	6 x 2,32	11 – 35,2	1,3	1,65	0,9[1]		4,5[1]
	6 x 4,03	21 – 67,2	1,8	1,65	0,9[1]		6,94[1]
11 Elementi Ø419	11 x 1,7	14 – 44,8	1,1	1,97		0,7[3]	3,28[3]
11 Elements Ø419	11 x 2,2	18 – 57,6	1,5	1,97	0,7[3]		3,98[3]

[1] Utensile alto 800mm / *Tool H 800mm*

[2] Utlimo metro di perforazione con rotary bassa / *Last meter to be drilled with the rotary lowered down*

[3] Utensile alto 600mm / *Tool H 600mm*

VERSIONE DI LAVORO STANDARD
REGULAR WORKING MODE

CF 3 S

Pali	*Kelly bar bored piling*	
Diametro min con rotary Ø323mm	*Min diameter with rotary Ø323mm*	350 mm – 13,8 in
Diametro min con rotary Ø419mm	*Min diameter with rotary Ø419mm*	450 mm – 17,7 in
Diametro max fronte mast	*Max diameter along mast*	1000 mm – 39,4 in
Diametro max sotto mast	*Max diameter below mast*	1500 mm – 59,1 in
Diametro max con tubi forma	*Max diameter with casing pipes*	600 mm – 23,6 in
Profondità max	*Max depth*	22 m – 72,0 ft

MAX ALTEZZA DI LAVORO CON MAST TELESCOPICO APERTO
MAX WORKING HEADROOM WITH TELESCOPIC MAST EXTENDED

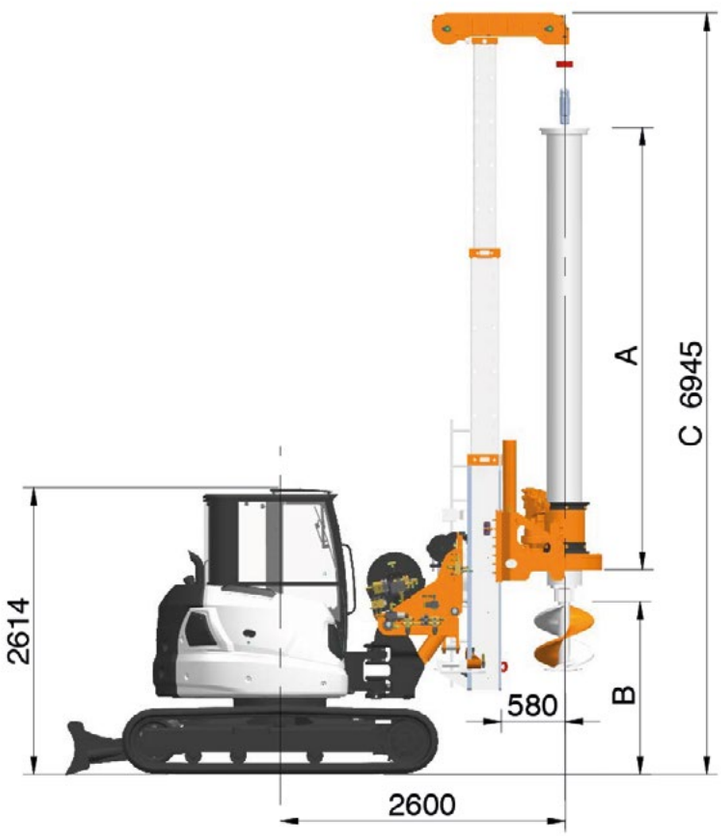

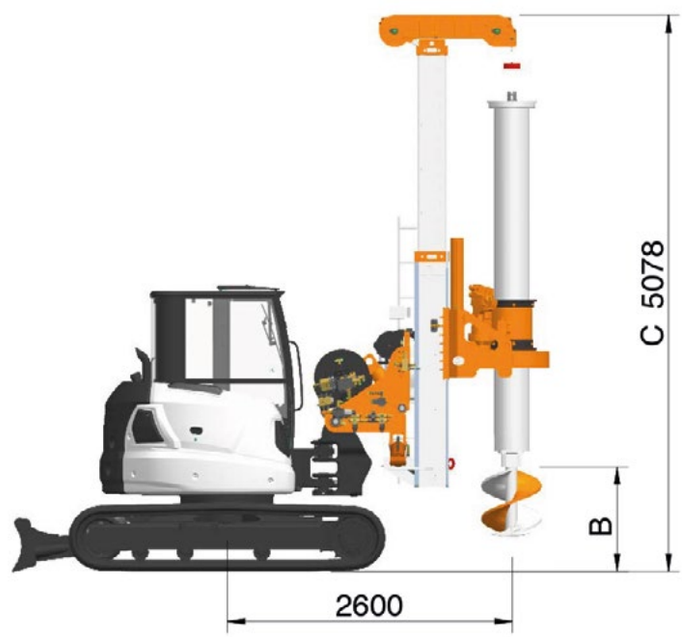

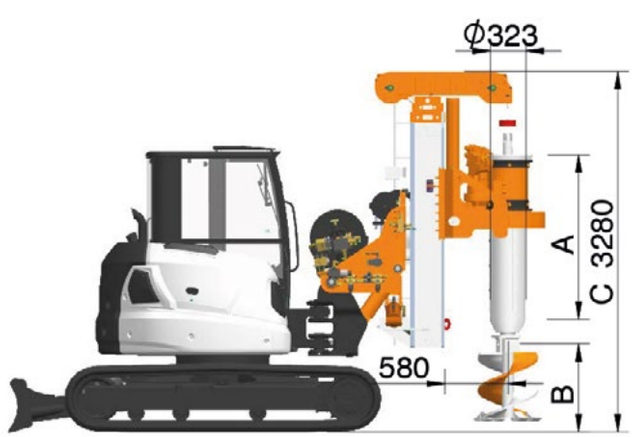

Tescar

Scala 1:75

VERSIONE DI LAVORO AD ALTEZZA LIMITATA
LOW HEADROOM WORKING MODE

CF 3 S

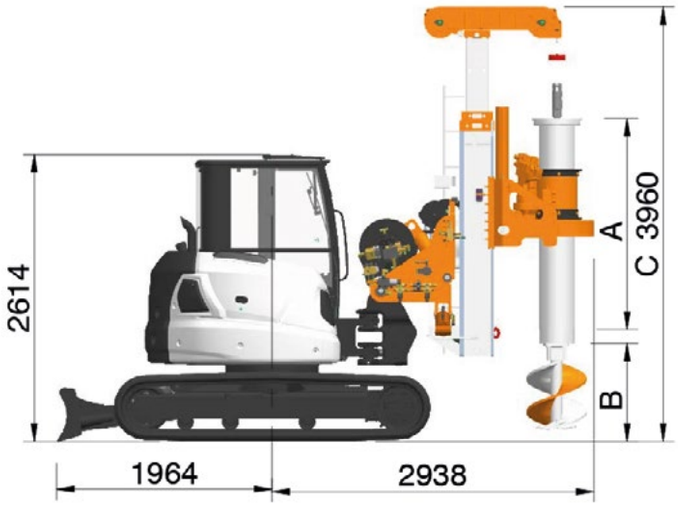

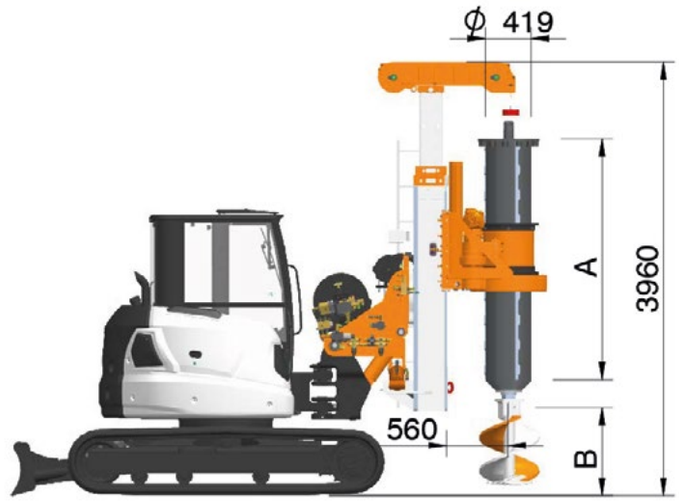

Pali ad altezza limitata	*Low Headroom bored piling*	
H 3960mm	*H 3960mm*	
Profondità con KBØ323mm	*Depth with KB Ø323mm*	
7 x 1920mm	*7 x 1920mm*	10 m – 32,8 ft
Profondità con KB Ø419mm	*Depth with KB Ø419mm*	
11 x 2200mm	*11 x 2200mm*	18 m – 58,8 ft

VERSIONE DI LAVORO AD ALTEZZA SUPER LIMITATA
SUPER LOW HEADROOM WORKING MODE

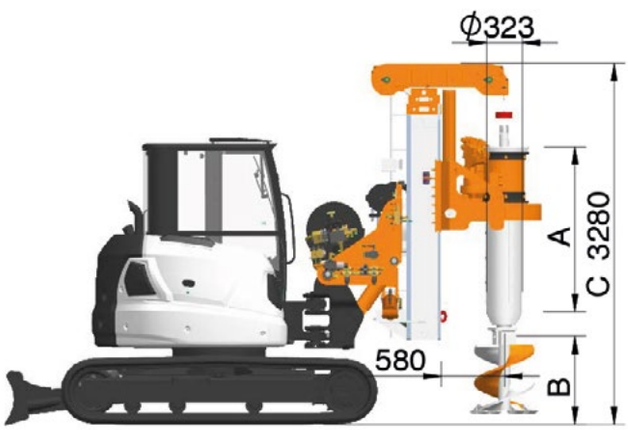

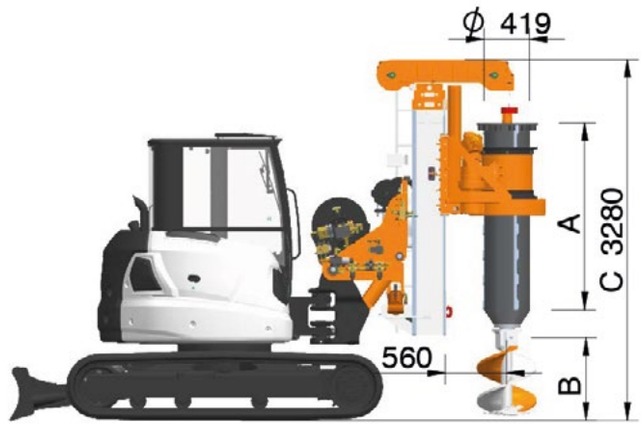

Pali ad altezza super limitata	*Low Headroom bored piling*	
H 3280mm	*H 3280mm*	
Profondità con KBØ323mm	*Depth with KB Ø323mm*	
7 x 1500mm	*7 x 1500mm*	6,5 m – 21,3 ft
Profondità con KB Ø419mm	*Depth with KB Ø419mm*	
11 x 1500mm	*11 x 1500mm*	15 m – 49,0 ft

CF3 S PLUS

SCHEDA TECNICA — KIT DI PERFORAZIONE
DATA SHEET — DRILLING KIT

CF 3 S PLUS

Rotary ø323mm/ø419mm – 2 motorl	*Rotary head ø323mm/ø419mm – 2 motors*	
Coppia max nominale	*Max nominal torque*	45 kNm – 33190 ft lbs
Velocità max di perforazione	*Max drilling speed*	0 – 60 rpm
Velocità di scarico	*Spin-off speed*	60,0 rpm
Argano Principale	*Main winch*	
Tiro sul 1° strato	*Line pull on 1st layer*	48 kN – 10790 lbs
Velocità max	*Max line speed*	152 m/min – 496 ft/min
Diametro della fune	*Rope diameter*	16 mm – 0,62 in
Argano Ausiliario	*Auxiliary winch*	
Tiro sul 1° strato	*Line pull on 1st layer*	10 kN – 2248 lbs
Velocità max	*Max line speed*	33 m/min – 108 ft/min
Diametro della fune	*Rope diameter*	8 mm – 0,31 in
Martinetto Pull Down	*Crowd Ram System*	
Forza di estrazione	*Extraction force*	115 kN – 25852 lbs
Forza di spinta	*Crowd force*	130 kN – 29224 lbs
Corsa	*Stroke*	700 mm – 28 in
Controslitta torre	*Mast counterslide*	
Forza di estrazione	*Extraction force*	120 kN – 26976 lbs
Forza di spinta	*Crowd force*	60 kN – 13488 lbs
Corsa	*Stroke*	1000 mm – 40 in

TORQUE – SPEED

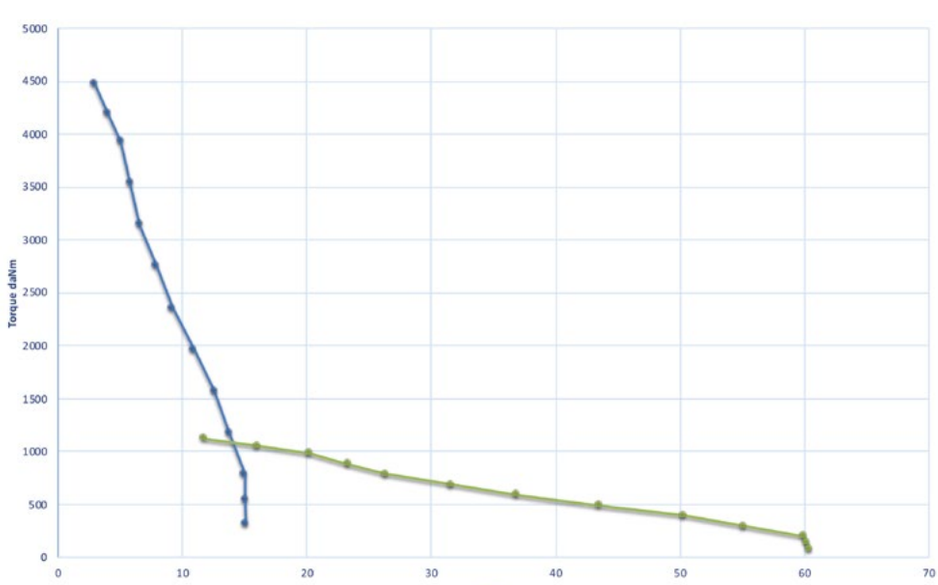

MODALITÀ DI TRASPORTO
TRANSPORT MODE

CF 3 S PLUS

Dimensioni per il trasporto	*Transport dimensions*	
Altezza	*Height*	2560 mm – 8,4 ft
Lunghezza	*Length*	4900 mm – 16,0 ft
Larghezza	*Width*	2320 mm – 7,6 ft
Peso (senza kelly bar)	*Weight (without kelly bar)*	13000 kg – 28660 lbs
La CF3S PLUS può essere stivata in un container hight-cube	*The CF3S PLUS can be stowed into a High-Cube container*	

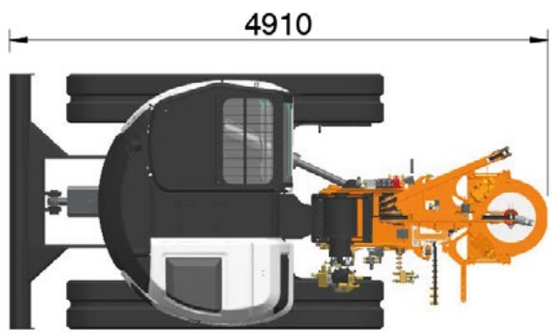

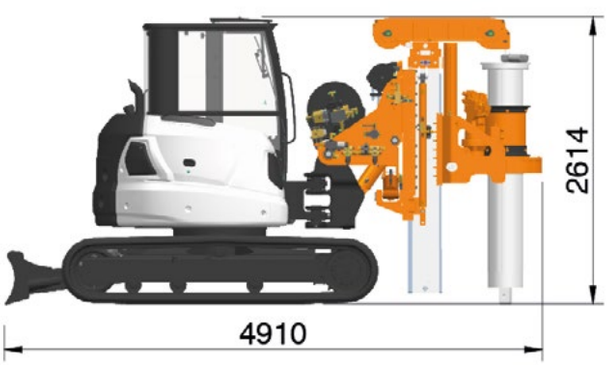

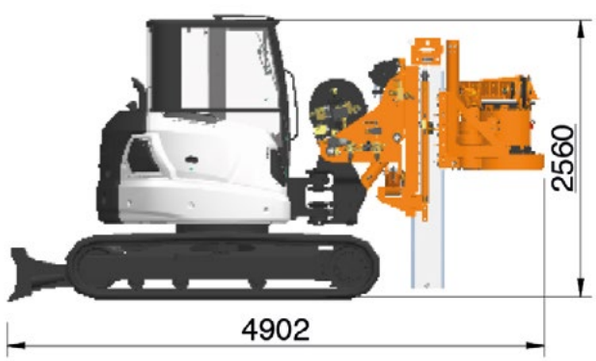

DETTAGLI TECNICI KELLY BARS
KELLY BARS TECHNICAL DETAILS

CF 3 S PLUS

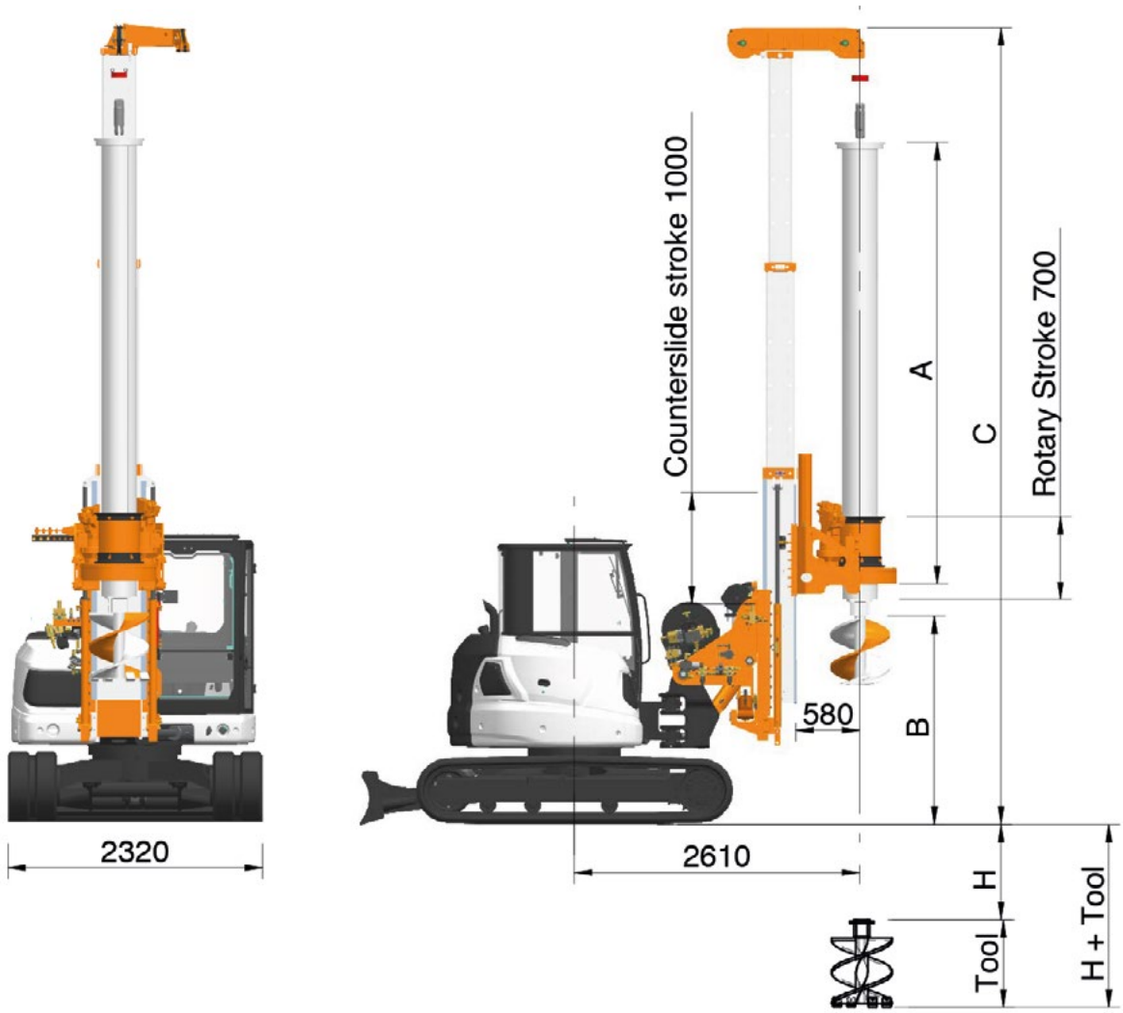

BL	Dimensioni delle Aste *Kelly Dimensions*	Profondità *Depth*	Peso *Weight*	CRS System	CRS System LH	CRS System Super LH	Minimum working height CRS System
	A	H[3]		B	B	B	C
	n° elem x m	m – ft	ton				
6/7 Elementi	7 x 1,5	6,5 – 20,8	0,6	1,65	0,9[1]		3,28[1]
6/7 *Elements*	7 x 1,9	9,2 – 29,44	0,75	1,97	0,9[2]		3,79[2]
	6 x 3,05	14 – 44,8	1,61	1,97	0,9[2]		4,7[2]
	6 x 2,32	11 – 35,2	1,3	1,97	0,9[2]		4,5[2]
	6 x 4,03	21 – 67,2	1,8	1,97	0,9[2]		7,27[2]
11 Elementi Ø419	11 x 1,1	7 – 22,4	0,7	1,97	0,7[1]	0,7[1]	2,61[1]
11 Elements Ø419	11 x 1,7	14 – 44,8	1,1	1,97	0,7[1]		3,2[1]
	11 x 2,2	18 – 57,6	1,5	1,97	0,7[1]		4,01[1]

[1] Utensile alto 600mm / *Tool H 600mm*

[2] Utensile alto 800mm / *Tool H 800mm*

[3] Utlimo metro di perforazione con rotary bassa / *Last meter to be drilled with the rotary lowered down*

Scala 1:75

VERSIONE DI LAVORO STANDARD
REGULAR WORKING MODE

CF 3 S PLUS

Pali	*Kelly bar bored piling*	
Diametro min con rotary Ø323mm	*Min diameter with rotary Ø323mm*	350 mm – 13,8 in
Diametro min con rotary Ø419mm	*Min diameter with rotary Ø419mm*	450 mm – 17,7 in
Diametro max fronte mast	*Max diameter along mast*	1000 mm – 39,4 in
Diametro max sotto mast	*Max diameter below mast*	1500 mm – 59,1 in
Diametro max con tubi forma	*Max diameter with casing pipes*	600 mm – 23,6 in
Profondità max	*Max depth*	22 m – 72,0 ft

MAX ALTEZZA DI LAVORO CON MAST TELESCOPICO APERTO E CONTROSLITTA SOLLEVATA
MAX WORKING HEADROOM WITH TELESCOPIC MAST EXTENDED AND COUNTERSLIDE RISED UP

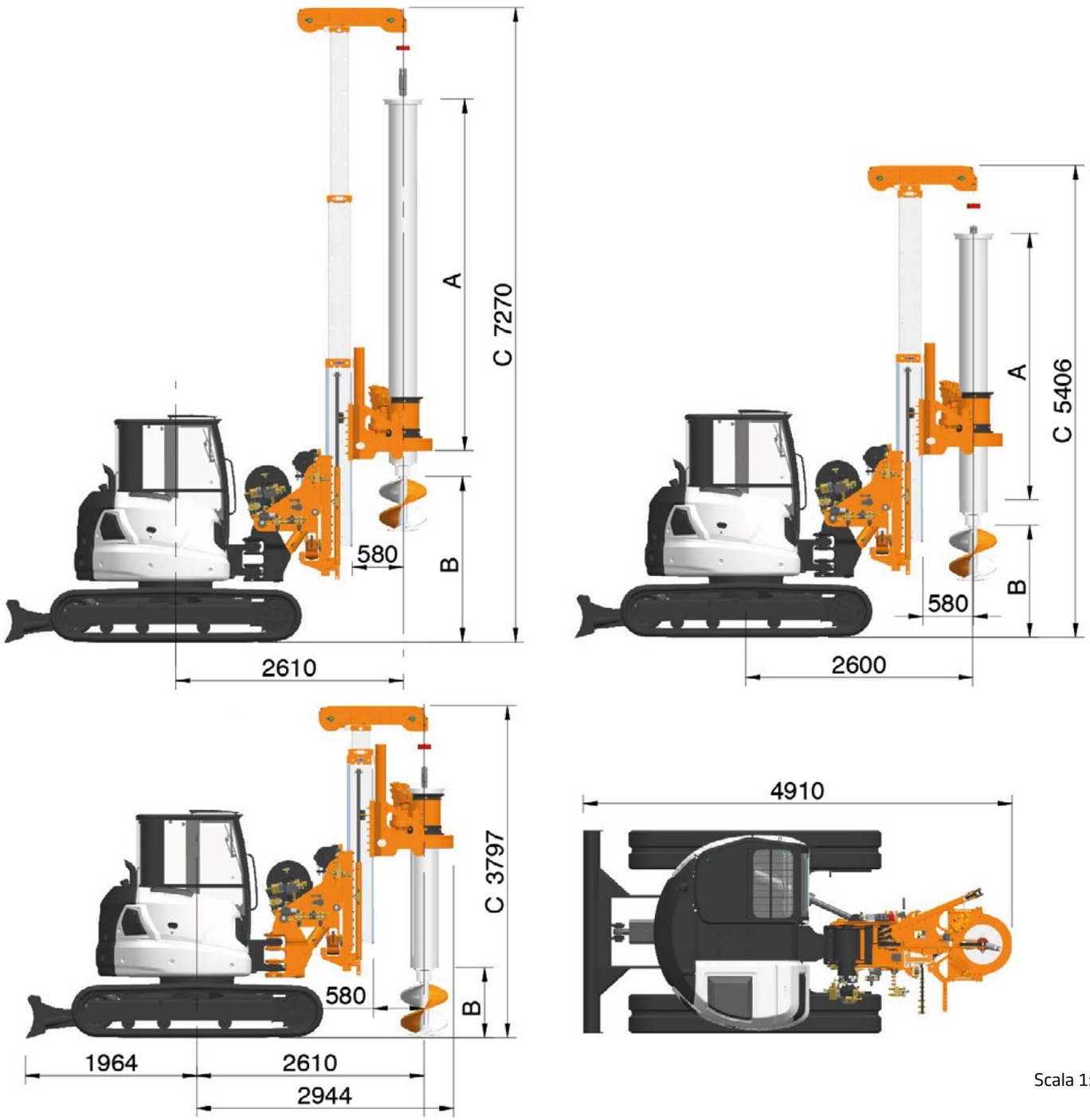

Tescar

Scala 1:75

VERSIONE DI LAVORO AD ALTEZZA LIMITATA
LOW HEADROOM WORKING MODE

CF 3 S PLUS

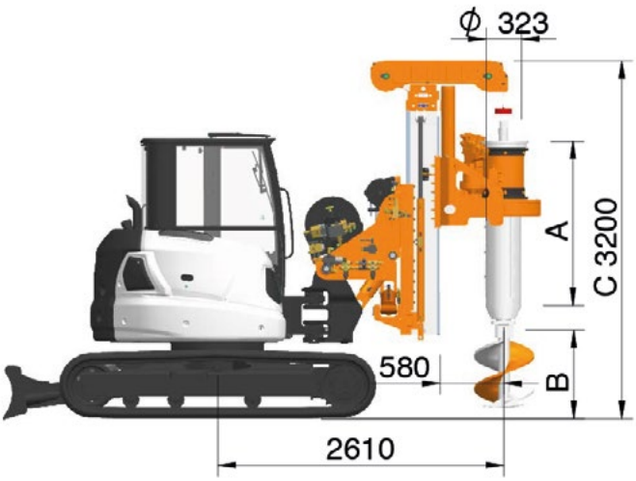

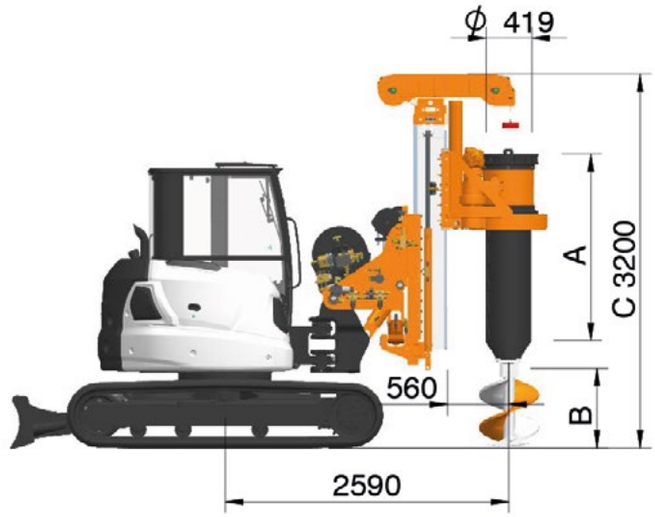

Pali ad altezza limitata	*Low Headroom bored piling*	
H 3200mm	*H 3200mm*	
Profondità con KBØ323mm	*Depth with KB Ø323mm*	
7 x *1700*mm	*7 x 1700mm*	7 m – 23,0 ft
Profondità con KB Ø419mm	*Depth with KB Ø419mm*	
11 x *1700*mm	*11 x 1700mm*	15 m – 49,0 ft

VERSIONE DI LAVORO AD ALTEZZA SUPER LIMITATA
SUPER LOW HEADROOM WORKING MODE

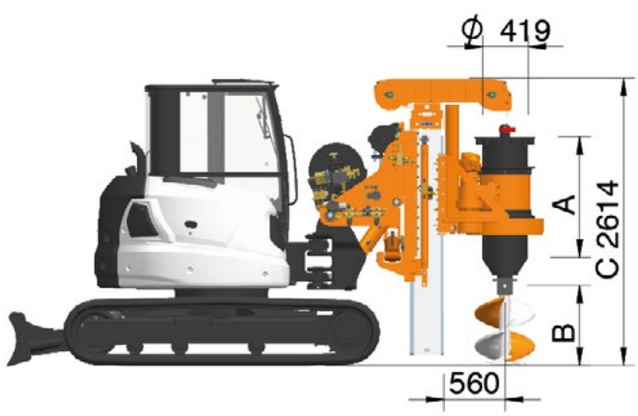

Pali ad altezza super limitata	*Low Headroom bored piling*	
H 2614mm	*H 2614mm*	
Profondità con KB Ø419mm	*Depth with KB Ø419mm*	
11 x 1100mm	*11 x 1100mm*	7 m – 23,0 ft

LSGAB

Member of CISQ Federation
RINA
CERTIFIED MANAGEMENT SYSTEM
ISO 9001

I dati tecnici sono indicativi e soggetti a modifiche senza preavviso.
Specifications shown are only indicative and subjected to change without prior notice.

TESCAR®
COMPACT DRILLING EQUIPMENT

Tescar ®
is a brand licensed to
TONTI TRADING SRL

www.tescar.com

info@tontitrading.com
+39 071 9300027

via Flaminia II, 14
Osimo (AN), Italy